





## Recreational Waters Bacterial (Enterococci) Monitoring Program Site Status Overview 2022 - Metropolitan Ocean - Garden Island

Local Government / Managing Authority	Water Body	Site Code	Site Name	GPS Deci-Degrees	Monitoring Category	Result Years	No. Samples	95th %tile	Microbial Assess Category (MAC)	1-off Trigger Level (99th %tile)	2-in-a-row Trigger Level (90th %tile)	Sample Analysis Period	Sanitary Assess Category (SAC)	Beach Grade Website Icon	LGA/ MA Sanitary Inspection Report (SIR) Status Actions	Min No. Samples Rqd 2022-2023
Rockingham (City of)/ CDoD	Ocean	EV3/741	Cliff Head	-32.186833, 115.676411	1. Program	2019-2022	43	6	A	140	10	Nov - May	Low		Annual SIR Review	13
Rockingham (City of)/ CDoD	Ocean	EV3/742	Pig Trough Bay	-32.160194, 115.669599	1. Program	2019-2023	38	2	A	140	10	Nov - May	Low		Annual SIR Review	13
Rockingham (City of)/ CDoD	Ocean	EV3/743	Herring Cove	-32.161885, 115.661578	1. Program	2019-2024	40	4	A	140	10	Nov - May	Low		Annual SIR Review	13
Rockingham (City of)/ CDoD	Ocean	EV3/769	Camp Markham	-32.236623, 115.688863	1. Program	2019-2022	43	2	A	140	10	Nov - May	Low		Annual SIR Review	13